

As of August 14, 2017, there are new CashManager OnLine features that include:

1. New [landing page enhancements](#) with more personalization and additional user friendly widgets
2. Access your [favorite reports](#) directly from the landing page using the new Favorite Reports widget
3. View your total cash position across accounts with [Cash Position Summary widget](#) and [Cash Position Summary and Detail reports](#)
4. New interactive Information Reporting views allow you to quickly access your [Current Day](#) and [Previous Day](#) transactions from the landing page without having to run a report
5. Originate [ACH transactions free form](#), without having to use a template
6. Save progress when working on ACH transactions or templates and [continue later](#)
7. Save any ACH, account transfer (including multiple account transfer), wire transfer transaction or batch [as a Template](#)
8. Import up to 80 characters of [Payee/Additional Data](#) during the import of a Positive Pay issue file

Important Tip: It's a good idea to refresh your browser prior to initial login when new features are made available to insure trouble free log in. Want to learn more? Join our learning sessions by clicking: <https://bbtmeetts.webex.com/meet/TMCLTRN>

WHAT IS NOT CHANGING? YOUR TEMPLATES, CUSTOM REPORTS, AND USER ENTITLEMENTS.

Do you have additional questions?
Please call our BB&T Treasury Services Client Support team
at **800-774-8179**.

Landing Page Enhancements

Your new landing page is now more user friendly- with additional widgets for quick access features! Now, you can **personalize** your landing page and placement of more widgets on the landing page.

The screenshot displays the CashManager OnLine interface. At the top, it says 'Welcome John Smith' and shows the last successful login time. Below this are several widgets:

- Marketing Messages**: A section for promotional messages.
- Accounts**: A table titled 'My Reports' showing account details as of 7/18/2017.

Account Number	Account Name	Closing Ledger	Opening Available	Closing Available
12345001	Account001	\$5000.27	\$5000.01	\$1000.18
12345002	Account002	\$5010.31	\$5000.05	\$3000.00
12345003	Account003	\$5030.46	\$4000.18	\$4000.18
12345004	Account004	\$5020.38	\$3000.00	\$8000.00
12345005	Account005	\$5040.22	\$2000.01	\$6000.18
TOTALS		\$25,101.64	\$20,000.25	\$25,000.54
- Alerts**: A list of system alerts, including 'There are Save Incomplete Items', '7 ACH Transaction Batch(es)', '1 ACH Templates', and 'You have Items pending approval'.
- Broadcast Messages**: A section for system-wide announcements.
- Bank Links**: A section for quick access to external banking services.
- Favorite Reports**: A table listing user-defined report shortcuts.

Name	Service	Description
Account Subtotal Location Report	IR	Acct Subtotal Location Report (Previous Day)
Transaction Detail Report	ACH	Detail Transaction information
Transfer Report	AT	Bank Transfer Report
- Cash Position Summary**: A table showing account balances as of 07/19/2017 at 10:23 ET.

Account Number	Account Name	Currency	Opening Available	Total Reported Credits	Total Reported Debits	Reported Cash Position	Projected Transactions	Projected Cash Position
12345001	Account001	USD	11.50	529.47	20,005.21	(19,484.24)	310.10	(19,154.14)
12345002	Account002	USD	80,907.28	0.00	8,128.04	74,778.82	3,666.25	78,734.87
12345003	Account003	USD	37,372.29	176,980.59	330,169.93	(124,847.05)	11,972.48	(112,874.57)
Totals		USD	118,291.05	177,510.05	365,333.78	(69,532.87)	16,238.83	(53,293.84)

[Back to top](#)

Favorite Reports

Save clicks and time by accessing your favorite reports directly from the landing page. You can now configure up to **10 favorite reports** across multiple areas of the application including: Information Reporting, Positive Pay, Account Transfers, ACH Reports, Loan Reports.

This is a close-up of the 'Favorite Reports' widget. It contains a table with the following data:

Name	Service	Description
Account Subtotal Location Report	IR	Acct Subtotal Location Report (Previous Day)
Transaction Detail Report	ACH	Detail Transaction information
Transfer Report	AT	Bank Transfer Report

[Back to top](#)

Cash Position Summary

This provides a quick overall snapshot of your **projected intraday cash position** across accounts based on your Current Day transactions and payment activity throughout the platform. You may also access the Cash Position Detail report for a specific account by clicking on the hyperlink associated with that Account number. Notice that the Cash Position Summary and Detail reports can also be accessed by navigating to the Reports module and selecting Cash Position report.

Cash Position Summary								
As of 07/19/2017 at 10:23 ET Refresh Data								
Account Number	Account Name	Currency	Opening Available	Total Reported Credits	Total Reported Debits	Reported Cash Position	Projected Transactions	Projected Cash Position
12345001	Account001	USD	11.50	529.47	20,005.21	(19,484.24)	310.10	(19,154.14)
12345002	Account002	USD	80,907.28	0.00	8,128.84	74,778.62	3,956.25	78,734.87
12345003	Account003	USD	37,372.29	178,980.59	339,199.93	(124,847.05)	11,972.48	(112,874.57)
Totals		USD	118,291.05	177,510.06	365,333.78	(89,532.87)	16,238.83	(53,293.84)

* It may take up to 30 minutes for Intraday account balance updates and activity to be reflected.

[Back to top](#)

Accounts Widget

Users can now **conveniently access** Current Day or Previous Day transactions by clicking on the hyperlink located in the Account Number column. The users can change the default behavior by clicking on the Configure Display option for the Accounts widget. The accounts widget is now movable and is no longer fixed on the bottom portion of the landing page.

Account Number	Account Name	Closing Ledger	Opening Available	Closing Available
12345001	Account001	\$5000.27	\$6000.01	\$1000.18
12345002	Account002	\$5010.31	\$5000.05	\$3000.00
12345003	Account003	\$5030.46	\$4000.18	\$4000.18
12345004	Account004	\$5020.38	\$3000.00	\$8000.00
12345005	Account005	\$5040.22	\$2000.01	\$9000.18
TOTALS		\$25,101.64	\$20,000.25	\$25,000.64

[Back to top](#)

Interactive Current Day Reporting

You can now conveniently access your account balances and transactions **without having to run a report**. In a more simplified user experience, these views can be accessed directly from the Accounts widget on the landing page, or by navigating to Reports module. The new screens are also available as Quick Links throughout the Reports module.

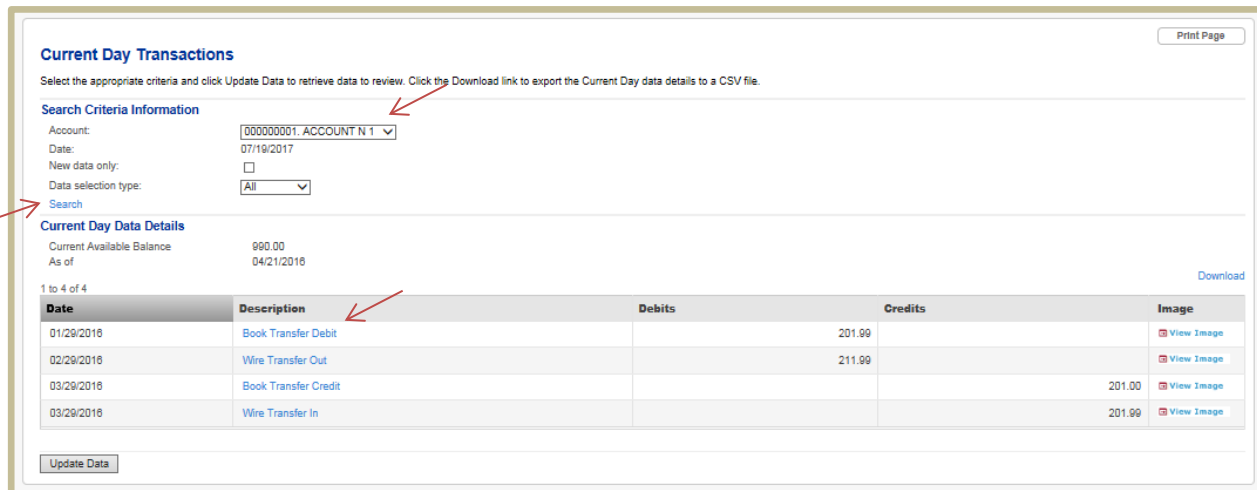
The screenshot displays the BB&T CashManager OnLine interface. The top navigation bar includes 'Administration', 'Reports', 'Transfers & Payments', and 'Account Services'. The 'Reports' section is active, showing a sidebar with 'Welcome John S', 'Marketing Messages', 'Accounts', and 'Alerts'. The main content area is divided into several columns:

- Information Reporting:** My Reports, IR Special Reports, Image Statements, Cash Position Report.
- Information Reporting Analysis:** Transaction Search, **Current Day Transactions** (highlighted with a red arrow), Previous Day Transactions.
- IR Download:** QuickBooks Download.
- Report Management:** Information Reporting Templates, Information Reporting Account Groups, Unreported Transactions.
- Account Transfer:** Account Transfer Reports.
- Wire Transfer:** Wire Transfer Reports.
- ACH:** ACH Reports.
- Loan:** Loan Quick View, Bill History, Loan Reports.
- Stop Payment:** Stop Payment Reports.
- Positive Pay:** Positive Pay Reports.
- Rev Positive Pay:** Rev Positive Pay reports.
- Administrative:** Customer Audit Log Reports, User Profile Reports.

The 'Alerts' section on the left indicates: 'There are Save incomplete', '7 ACH Transaction Bats', '1 ACH Templates', and 'You have items pending: 5 ACH Transaction(s), 4 Same Day ACH Trans, 4 NACHA Pass Through, 3 User Profile(s), 3 Account Transfer(s), 6 Import Issue File(s), 6 Wire Transfer(s)'.

Current Day Interactive reporting provides dynamic views of the updated Current Available Balance and any intraday transactions reported in the most recent update.

Users may switch between accounts and click Update Data to quickly display transactions for that account. You have the ability to interact with the views by sorting on individual columns or use dropdowns for additional filtering for credits/debits or new transactions. **The search function** allows you to update the view using transaction type codes, amounts, and keywords search which allows you to search for any word across all transactions including transaction details.

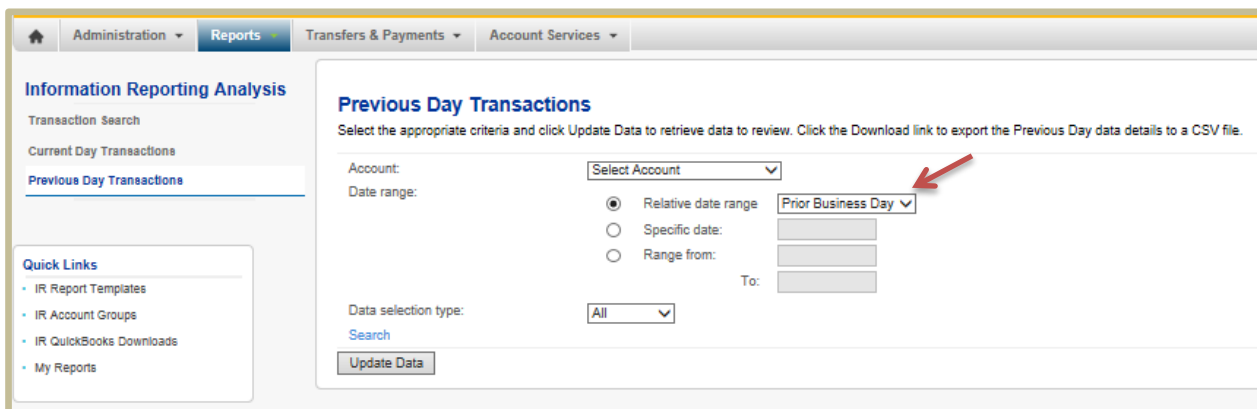


Users may click on the Transaction Description hyperlinks to view additional details available for specific transactions. Any available check images or deposit tickets can also be accessed for the reported transactions. You also have the ability to conveniently download the resulting data in CSV format.

[Back to top](#)

Interactive Previous Day Reporting

Previous Day Interactive provides dynamic views of the updated Previous Day Ledger Balances and posted transactions. By default the view shows the reported transactions for the “Prior Business Day”. Users can conveniently use the “Relative date range” option to switch to retrieve data for the Current Week, Prior Week, Current Month, or Prior Month. Alternatively, you may select a specific date or a range of dates to retrieve the transactions.



Users may switch between accounts and click “Update Data” to quickly display transactions for that account. Users have the ability to interact with the views by sorting on individual columns or use dropdowns for additional filtering for credits/debits. **The search function** allows you to update the view using transaction type codes, amounts, and keywords search which allows you to search for any word across all transactions including transaction details.

Click on the “Transaction Description” hyperlink to view additional details available for specific transactions. Any available check images or deposit tickets can also be accessed for the reported transactions. You also have the ability to conveniently download the resulting data in CSV format.

[Back to top](#)

Cash Position Summary and Detail

If you subscribe to Current Day Information Reporting, the Cash Position Summary report displays an intraday snapshot of the projected end of day cash position across the configured accounts. Cash Position is determined based on the current day balances, intraday reported activity and any pending transactions that are projected to be processed during the day.

Cash Position Report - Filter

Enter the appropriate search criteria and click Generate Report.

Report Name: Cash Position Report
 Description: Cash Position Report

Report Output Option

Report Output: View On Screen
 Report Type: Summary Detail

Report Search Criteria

Account:

<input checked="" type="checkbox"/>	Bank ID	Account	Currency	Type
<input checked="" type="checkbox"/>	BBT	000000001	USD	DDA
<input checked="" type="checkbox"/>	BBT	000000002	USD	DDA
<input checked="" type="checkbox"/>	BBT	000000003	USD	DDA
<input checked="" type="checkbox"/>	BBT	000000004	USD	DDA
<input checked="" type="checkbox"/>	BBT	000000006	USD	DDA

Cash position date: 07/19/2017

Data to include in the report

- Include Wire Transfer transactions created but not sent to the bank
- Include ACH transactions created but not sent to the bank
- Include unreported transactions entered
- Include BAI data

Unreported Transactions

<input type="checkbox"/>	Account	Effective Date	Transaction Description	Reference Information (optional)	Amount(USD)	Type
<input checked="" type="checkbox"/>	000000002.Prestige Atlanta #533	07/19/2017	florida	orland	25.50	Credit
<input checked="" type="checkbox"/>	000000001.High School Boosters	07/19/2017	test	test	10.00	Credit

Generate Report

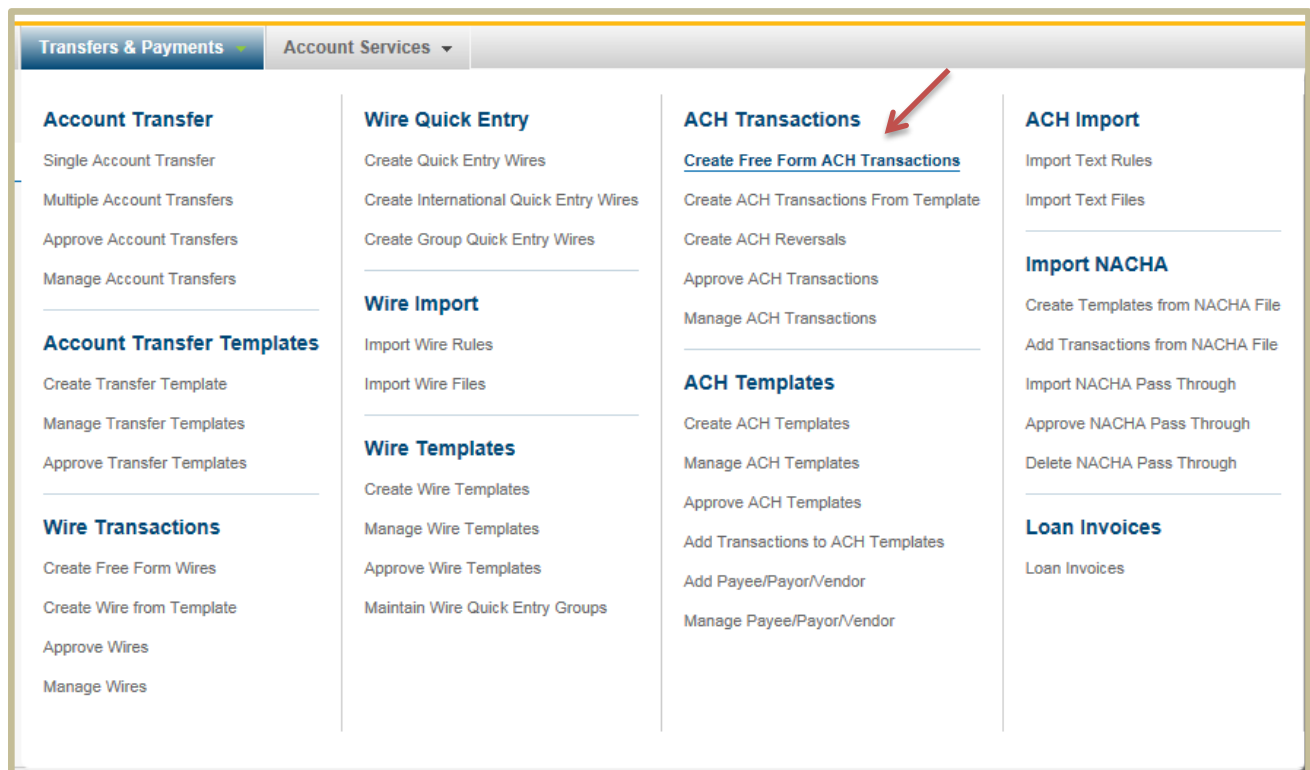
Cash Position Summary report can be accessed via the new widget available on the home page or dashboard. Cash Position Detail report for any individual account can be accessed by clicking

on the account hyperlink within the widget. Alternatively, users can access the Cash Position Summary and Detail reports by navigating to the Reports module and selecting Cash Position Report under Information Reporting.

[Back to top](#)

Free Form ACH

You can originate ACH debit or credit transaction **without using a template**. This new functionality can be accessed by selecting “Create Free Form ACH Transactions” from ACH Transactions under the Transfers & Payments module.



Users can select from any available entry classes and submit as a one time or recurring payment and add additional transactions. After submitting the payment, user can designate if they want to save it as a template for easier use in the future.

All approvals still apply.

[Back to top](#)

Save Incomplete

In addition to free form ACH transactions, we have also added a feature to be able to **save your progress** when originating transactions from a free form or template. If you need to step away from your desk, or simply need to complete the transaction at a later time, you may click on the “Save Incomplete” hyperlink located at the bottom of the page. This will allow you or another user with appropriate access to find that transaction by navigating to the Manage ACH Transactions and continue where you left off.

The screenshot shows a web interface for creating ACH transactions. At the top, there are tabs for 'Transfers & Payments' and 'Account Services'. The main heading is 'Create Free Form ACH Transactions - Corporate Trade Exchange'. Below this, there are instructions and a 'Print Page' button. The form is divided into two main sections: 'Information' and 'Transaction Detail'. The 'Information' section includes fields for 'Entry class' (Corporate Trade Exchange), 'Transaction type' (Credit), 'Routing' (111111111|BBT 1|BBT|000000002|CHK), 'Company entry description' (REDEPCHECK), 'Approvals (batch)' (1), 'Currency' (USD), 'Confidential' (N), 'Hold zero dollar transaction' (N), 'Frequency' (One time), 'Effective Date' (07/21/2017), and 'Set all amounts to (optional)'. The 'Transaction Detail' section includes a 'Clear' link, 'Hold' checkbox, 'ID (Optional)' (Demo Payee3), 'Company ID/name' (Helix), 'Bank ABA number' (111111118), 'Account number' (23123), 'Account type' (Checking), 'Amount' (50,000.00), and 'Addenda type' (CTX). At the bottom, there is an 'Add more transactions (optional)' dropdown and three buttons: 'Continue', 'Save incomplete', and 'Cancel'. A red arrow points to the 'Save incomplete' button.

[Back to top](#)

Save as Template Updates

You may now elect to save any ACH, account transfer, or wire transfer transaction or batch as a template. This includes the ability to use “Save as Template “when performing the Multiple Account Transfers. After submitting a transaction, the user will have an option to click on “Save as Template” at the bottom of the transaction confirmation screen.

Multiple Account Transfer - Confirmation

The account transfers below have been submitted. All approvals must be received in order for the requests to be processed.

To make other multiple account transfer requests, return to [Multiple Account Transfer](#). For account transfer activity and status information, go to [Account Transfer Reports](#).

For limit information, view [Personal Limits](#).

Transfer Information

From Account	Memo 1	To Account	Memo 2	Amount	Value Date	Seq #	Control #	Status
000000001.ACCOUNT BBT 1	Debit the amount	000000002.ACCOUNT BBT 2	Credit the amount	USD25.00	05/02/2016	N/A	N/A	
000000003.ACCOUNT BBT 3	Debit the amount	000000004.ACCOUNT BBT 4	Credit the amount	USD53.00	05/02/2016	N/A	N/A	

Approvals of

Currency: USD

Total Amount Entered: \$ 78.00

Total Amount Released: \$ 0.00

Total Amount Pending: \$ 0.00

Total Amount Error: \$ 78.00

[Save as Template](#)

By clicking on the [Save as Template](#) hyperlink, you will be taken to the existing screen flow for creating a template with the key information, such as accounts and payee details, prepopulated based on the transaction that was submitted.

[Back to top](#)

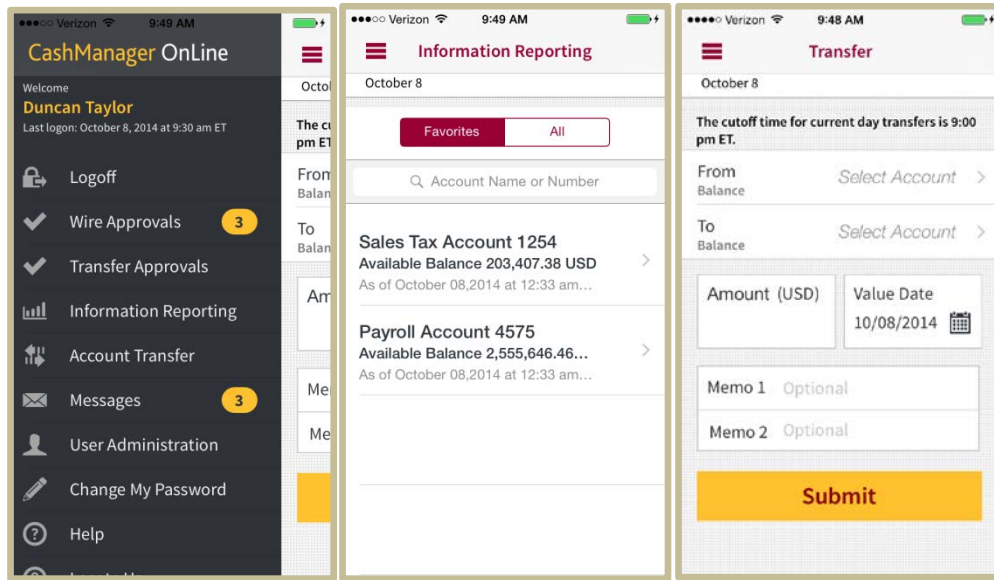
Positive Pay – Import File Character Limit

This enhancement will allow you to include more information regarding the Payee on the Positive Pay import file by allowing up to **80 characters** to be included in the Issue file for Payee/Additional Data field. The previous limit was 40 characters.

[Back to top](#)

CashManager OnLine Mobile App

With the BB&T CashManager Online mobile app you will always have treasury functions¹ at your fingertips. Company administrators automatically have access to the CashManager OnLine mobile app. Administrators must update entitlements for other users to grant mobile app access.



Easier:

- Push notifications for pending wire and account transfer approvals
- Transfer funds between accounts at BB&T
- Select administration functions to reset a user password, activate/deactivate a user or delete a user token

Safer:

- Dual approval now easier than ever
- Anytime/anywhere control of user access
- Change my password

Accessible:

- Current and previous day balances and transactions
- Transaction search
- Find the nearest financial center or ATM

¹ – Features are dependent upon subscribed services and individual user entitlements

[Back to top](#)